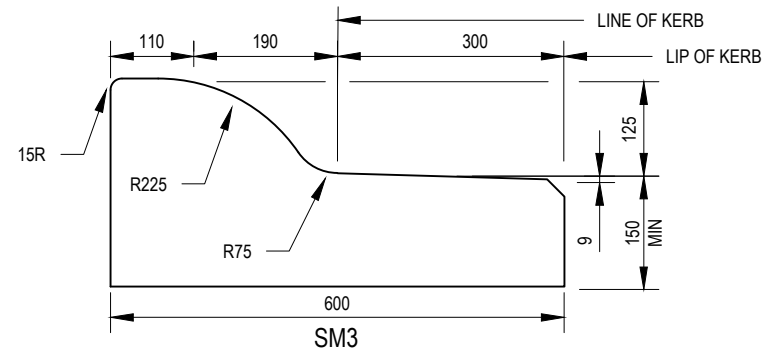


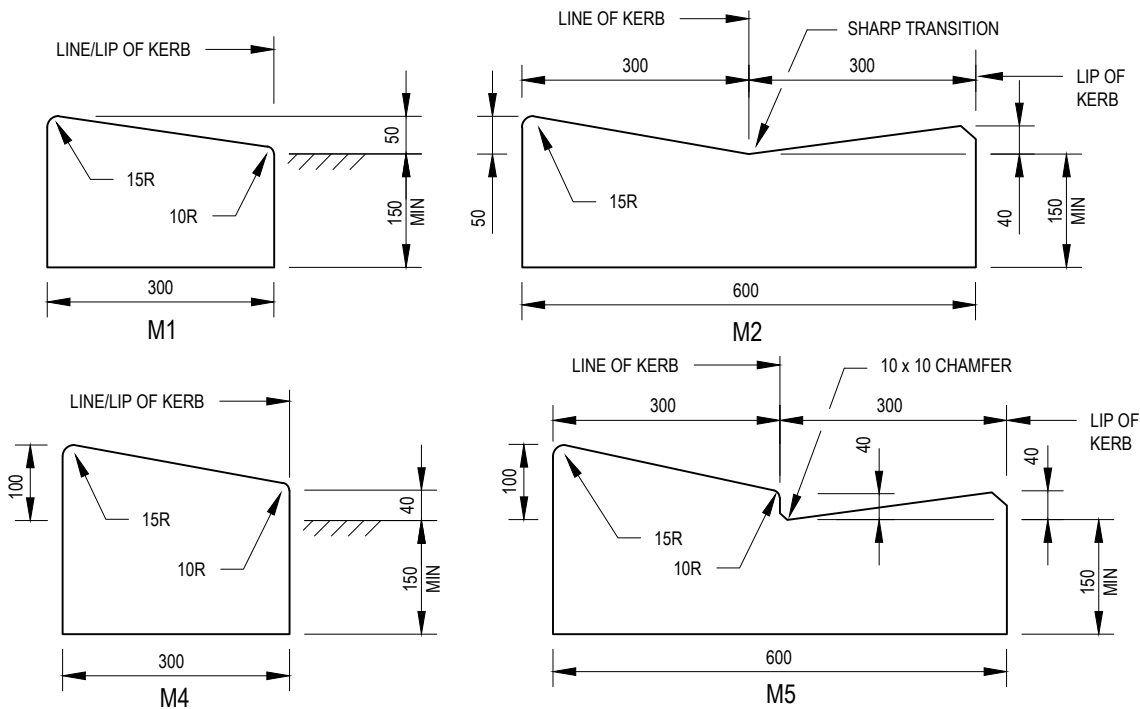
SEMI-MOUNTABLE KERBS

NOT TO SCALE



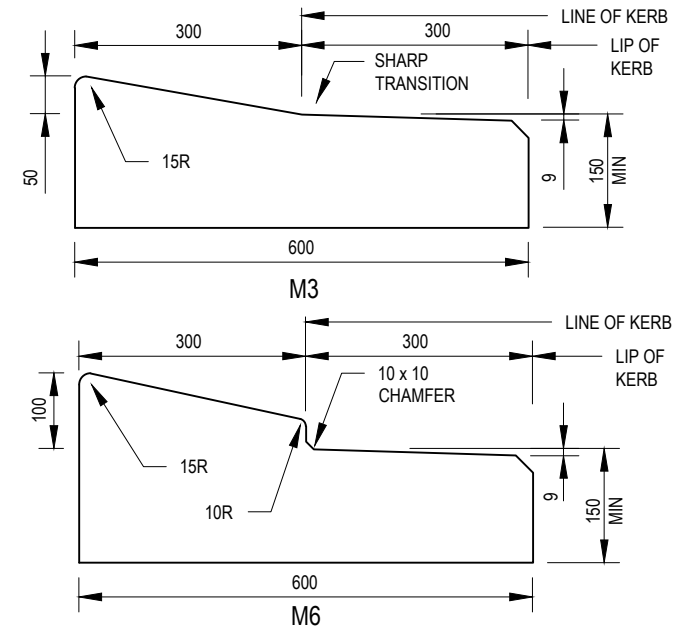
NOTES:

1. CONCRETE SHALL BE NORMAL CLASS N25 STANDARD STRENGTH GRADE COMPLYING WITH THE REQUIREMENTS OF AS. 1379. REFER TO VICROADS STANDARD SPECIFICATION 703 FOR REQUIREMENTS OF CONCRETE TO BE USED IN EXTRUSION MACHINES.
2. REFER TO AUSTRROADS GUIDE TO ROAD DESIGN PART 3: GEOMETRIC DESIGN FOR THE RECOMMENDED USE OF KERBS AND CHANNELS.
3. CONTRACTION JOINTS TO BE PLACED AT 3000 CENTRES.
4. CHAMFERS ARE 15mm X 15mm UNLESS OTHERWISE SHOWN.
5. ALL DIMENSIONS IN MILLIMETRES UNLESS OTHERWISE SHOWN.



MOUNTABLE KERBS

NOT TO SCALE



0	FINAL ISSUE	DG	MM	-	16.11.15	
No	Revision	Note: * indicates signatures on original issue of drawing or last revision of drawing	Drawn	Checked	Approved	Date



STANDARD DRAWINGS FOR
SUBDIVISIONS IN GROWTH AREAS
**SEMI MOUNTABLE &
MOUNTABLE KERB PROFILES**

Revision | 0
Date | DEC 2015
EDCM 302