

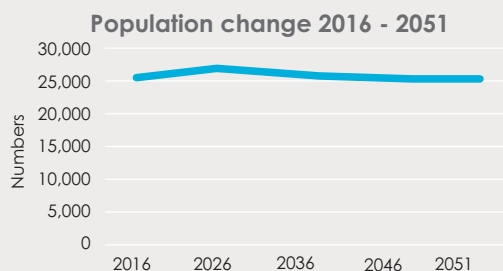
Caroline Springs Community Profile

Location & Growth



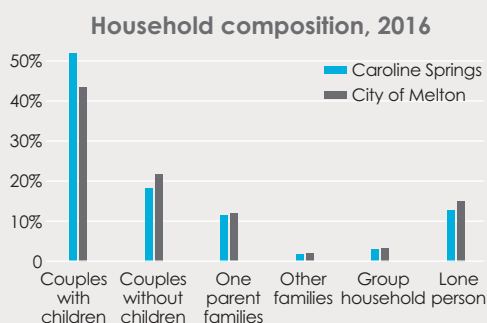
- > Situated in one of the fastest growing regions in Australia with a population of 25,963
- > In 2026, the population will peak at 26,918 (an increase of 0.4%)
- > By 2036, the population will decline to 25,816
- > The population will continue to decline to 25,148 in 2051
- > The annual growth rate to 2051 is forecast at 0.0%

Population



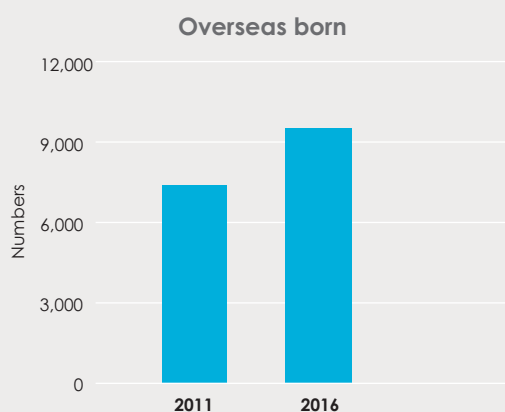
- > Young population, median age is 32 (City of Melton, 33)
- > 386 babies born in 2019 (City of Melton 2,711)
- > 81% of the population is aged less than 49 years
- > The largest population age groups are:
 - 40-44 years old (2,588)
 - 35-39 years old (2,588)
 - 5-9 years old (2,469)

Households



- > There are more than 7,970 households in 2019
- > Average household size is 3.2
- > Household composition is:
 - 52% couples with children (City of Melton, 44%)
 - 19% couples without children (City of Melton, 22%)
 - 11% one parent families (City of Melton, 12%)
 - 13% lone persons (City of Melton, 15%)
- > Average children per family is 1.9


Diversity



- > Between 2011 and 2016, the number of overseas born residents increased from 7,613 to 9,176 (+1,562) which represents 38% of the total population
- > Top three countries of birth: the Philippines, India, and Vietnam (12.3% of the total population)
- > 43% of residents speak a language other than English at home (City of Melton, 32%)
- > Religious affiliation compared to City of Melton:
 - Lower no religious affiliation (18% and 22%)
 - Christian affiliation (57% and 57%)
 - Higher non-Christian affiliation (16.4% and 11.6%)
- > 66 people identify as being of a Aboriginal or Torres Strait Islander background*

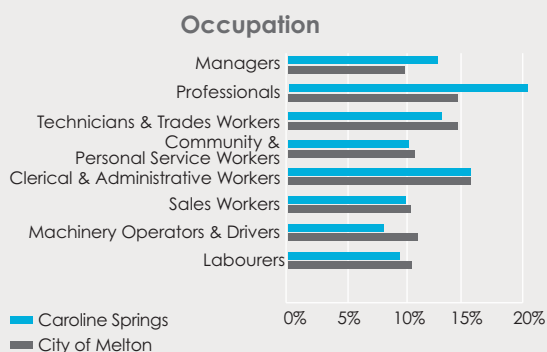
Caroline Springs Community Profile

Education



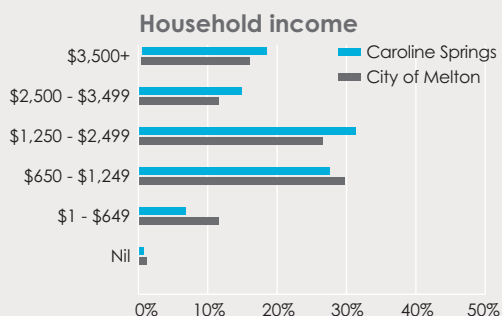
- > 30% of the population attend an educational institution (City of Melton, 26%)
- > There are 1,974 babies and preschoolers, 2,949 primary schoolers and 2,046 secondary schoolers
- > 52% of the population held an educational qualification (City of Melton, 46%)
- > 63% of residents have completed Year 12 (City of Melton, 51%)
- > University attendance is 4.3% (City of Melton 3.5%)
- > Bachelor or Higher Degree qualification is 24.4% (City of Melton, 16%)
- > Vocational qualification is 17.4% (City of Melton, 20.6%)

Employment



- > 11,329 people are employed, of which 61% are working full time and 30% part time
- > 20% work in professional occupations (City of Melton, 15%)
- > 16% work in clerical and administrative occupations (City of Melton, 16%)
- > 75% travel to work by car (City of Melton, 75%)
- > 11% travel to work by train or bus (City of Melton, 10%)
- > 13.5 are engaged in some form of voluntary work (City of Melton, 12.5%)

Income



- > 8.5% of households earn low income (City of Melton, 14%)
- > 25% of households earn high income (City of Melton, 19.5%)
- > Median weekly household income is \$1,819 (City of Melton, \$1,542)
- > Median monthly mortgage repayment is \$1,950 (City of Melton, \$1,704)
- > 11% of households are experiencing mortgage stress (City of Melton, 13%)
- > 25% of households are experiencing rental stress (City of Melton, 31%)
- > SEIFA index is 1036 (City of Melton 994)#
- > Average motor vehicles per dwelling is 2 (City of Melton, 2)

Every care has been taken to ensure the information in this document is correct as at 2019. However Melton City Council does not accept any liability to any person or organisation for the use of information in this document. Please note that there is potential for minor revisions of data with this profile.

* Due to issues with non-identification and undercounting in the 2016 Census, the number could double.

SEIFA index figures above 1,000 are above the Australian average and so relatively less disadvantaged, while index figures below 1,000 indicate areas of relatively greater disadvantage when compared to the nation.

Updated November 2019

References

- > ABS Census of Population and Housing 2016
- > id. City of Melton Community Profile
- > id. City of Melton Population Forecasts

For further information on City of Melton demographics,
please click here

