



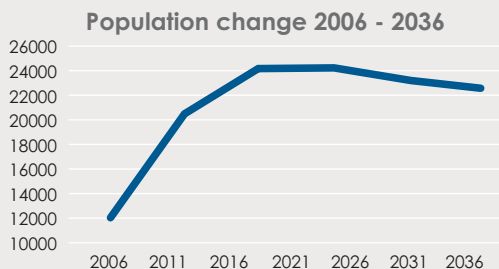
## Location & Growth



- > Situated in one of the fastest growing regions in Australia with a population of 23,407
- > Between 2001-2011, the population has grown by more than 17,288 people (557%)
- > Between 2012-13, Caroline Springs was one of the fast growing suburbs in the City of Melton, growing at 4.3%
- > By 2036, the population will decrease to 22,396 (around 6%)



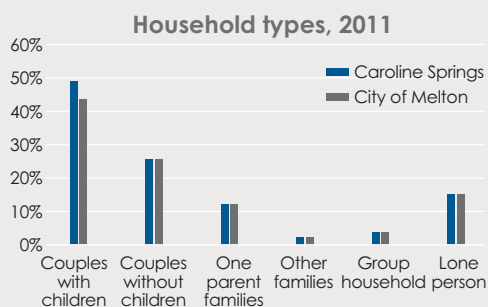
## Population



- > Young population, median age is 31 (City of Melton, 32)
- > 468 babies born in 2014 (City of Melton, 2,172)
- > 84% of the population is aged less than 49 years
- > The largest population age groups are:
  - 35-39 years old (2,469)
  - 0-4 years old (2,365)
  - 30-34 years old (2,336)



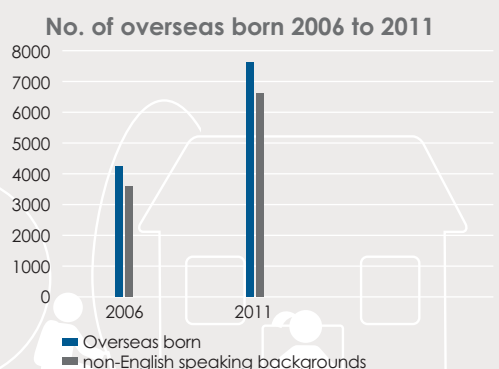
## Households



- > There are more than 7,700 households
- > Household composition is:
  - 50% couples with children (City of Melton, 43%)
  - 27% couples without children (City of Melton, 21%)
  - 9% one parent families (City of Melton, 13%)
  - 7% lone persons (City of Melton, 16%)
- > Average children per family is 1.9



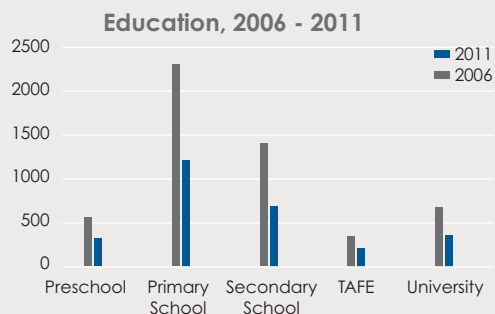
## Diversity



- > Between 2006 and 2011, the number of overseas born residents increased from 4,222 to 7,609 (+3,386) which represents 37.3% of the total population
- > Residents from non-English speaking backgrounds increased by 2,913 to 6,589 (32.3% of the total population)
- > Top three countries of birth: the Philippines, India, and United Kingdom (12.3% of the total population)
- > 32% of residents speak a language other than English at home (City of Melton, 29%)
- > Religion:
  - Lower proportion (14%) of no religious affiliation (City of Melton, 17%)
  - Islam and Buddhism is increasing
- > In Caroline Springs, 46 people identify as being of Aboriginal or Torres Strait Islander background\*



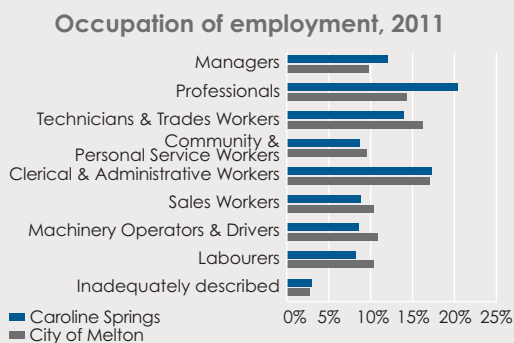
## Education



- > 27% of the population attend an educational institution (City of Melton, 24%)
- > There are 2,312 primary schoolers and 1,409 secondary schoolers
- > 50% of the population held an educational qualification (City of Melton, 41%)
- > 62% of residents have completed Year 12 (City of Melton, 46.5%)
- > University attendance is 3.3% (City of Melton 2.8%)
- > Bachelor or Higher Degree qualification is 24% (City of Melton, 13.5%)
- > Vocational qualification is 17% (City of Melton, 20%)



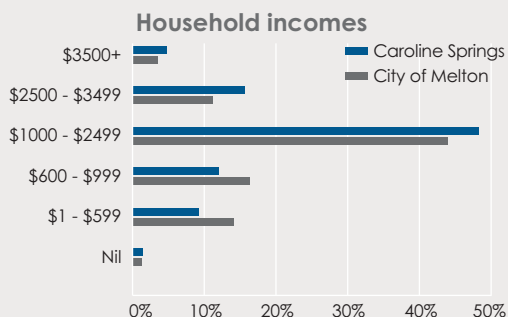
## Employment



- > 10,114 people are employed, of which 70% are working full time and 27% part time
- > 20% work in professional occupations (City of Melton, 14%)
- > 18% work in clerical and administrative occupations (City of Melton, 17%)
- > 75% travel to work by car (City of Melton, 75%)
- > 10% travel to work by train or bus (City of Melton, 8%)
- > 11% are engaged in some form of voluntary work



## Income



- > 11% of households earn low income (City of Melton, 15%)
- > 21% of households earn high income (City of Melton, 14.5%)
- > Median weekly household income is \$1,653 (City of Melton, \$1,363)
- > Median monthly mortgage repayment is \$2,000 (City of Melton, \$1,733)
- > 22.5% of households are experiencing mortgage stress (City of Melton, 18%)
- > SEIFA index is 1051 (City of Melton 1002)<sup>#</sup>
- > Average motor vehicles per dwelling is 1.8 (City of Melton, 1.9)

## References

- > ABS Census of Population and Housing 2011
- > id. City of Melton Community Profile
- > id. City of Melton Population Forecasts
- > Population Diversity in Victoria by Local Government Areas 2011

Every care has been taken to ensure the information in this document is correct as at June 2014. However Melton City Council does not accept any liability to any person or organisation for the use of information in this document. Please note that there is potential for minor revisions of data with this profile.

\* Due to issues with non-identification and undercounting in the 2011 Census, the number could double.

<sup>#</sup> SEIFA index figures above 1,000 are above the Australian average and so relatively less disadvantaged, while index figures below 1,000 indicate areas of relatively greater disadvantage when compared to the nation.

For further information on City of Melton demographics,  
[please click here](#)