



TALK. SHARE. SUPPORT.

2018







Fact Sheet 1

INTRODUCTION

Gambling Harm Awareness Week (GHAW) is held each year to raise awareness of gambling harm and the importance of gambling responsibly, at an individual, gaming industry and community level. Melton City Council is pleased to partner with the Victorian Responsible Gambling Foundation in delivering locally relevant gambling fact sheets, together with local information on pokies losses. In 2014, Council adopted its Responsible Gambling Policy, highlighting its commitment to working alongside the community to raise awareness and respond to expressed needs. Council is also in the process of developing a Local Planning Policy on Electronic Gaming Machines (pokies), which will form part of the City of Melton Planning Scheme.

GAMING MACHINE (POKIES) DATA

There are [five fact sheets](#) in this series and this is Fact Sheet 1—City Of Melton Gaming Machines (Pokies).

- **DID YOU KNOW?**
Losses to pokie machines in the City of Melton increased by over \$5 million or 7% in the past year.
- **POKIES VENUES**
There are 7 pokies venues in the City of Melton.
- **NUMBER OF EGMs**
There are 503 pokie machines. That's 61% of the Municipal Cap of 824.
- **LOSSES IN CITY OF MELTON**
\$66,052,978 was lost on pokie machines in 2017-2018.
That's \$187,697 lost every day.
- **LOSSES IN VICTORIA**
City of Melton ranked 19 of 79 Local Government Areas (Council) for pokie machine losses in Victoria.
- **LOSSES IN AUSTRALIA**
\$669 is lost per adult per year.

This information was collated using 2017-2018 data from the Victorian Commission for Gambling & Liquor Regulation, released September 1st 2018. The Gambling Information Resource Office provides information to community groups, local government and the public about gambling and its regulation in Victoria. www.responsiblegambling.vic.gov.au/information-and-resources.





TALK. SHARE. SUPPORT.

2018

Fact Sheet 2

Pokies Losses by Venue in the City of Melton

Gaming machine pokies data is provided by the Victorian Commission for Gambling and Liquor Regulation (VCGLR).

Venue Information	Golden Fleece Hotel	Mac's Hotel	Melton Country Club	TABCORP Park	Sugar Gum Hotel	The Club	West Waters Hotel	Totals
Suburb	Melton			Eastern Corridor				
					Hillside	Caroline Springs		
Venue Type	Hotel	Hotel	Club	Club	Hotel	Club	Hotel	
No. Machines	45	82	90	80	50	66	90	503

Gaming Losses by Venue

Venue Information	Golden Fleece Hotel	Mac's Hotel	Melton Country Club	TABCORP Park	Sugar Gum Hotel	The Club	West Waters Hotel	Totals
2012-2013	\$8,084,726	\$10,925,750	\$5,673,588	\$6,583,704	\$7,359,216	\$5,506,746	\$9,432,126	\$53,565,856
2013-2014	\$8,185,283	\$10,512,081	\$5,752,073	\$6,559,537	\$7,404,176	\$5,333,424	\$10,464,477	\$54,211,051
2014-2015	\$7,980,915	\$11,552,735	\$5,698,878	\$6,852,568	\$8,494,506	\$5,895,920	\$11,552,735	\$58,028,257
2015-2016	9,209,756	11,113,476	5,747,189	7,129,494	8,665,267	6,616,576	11,553,280	\$60,035,038
2016-2017	9,095,213	10,765,991	5,688,281	7,319,425	8,477,386	7,381,489	12,429,527	\$61,157,312
2017-2018	9,515,836	11,665,919	5,685,208	7,924,546	9,247,905	8,661,576	13,351,988	\$66,052,978

This information was collated using 2017-2018 data from the Victorian Commission for Gambling & Liquor Regulation, released September 1st. The Gambling Information Resource Office provides information to community groups, local government and the public about gambling and its regulation in Victoria. www.responsiblegambling.vic.gov.au/information-and-resources.

Source: VCGLR Monthly Pokie Statistics— www.vcglr.vic.gov.au

For more information please visit

- Responsible Gambling Foundation
- Responsible Gambling Foundation Information
- Victorian Commission for Gambling and Liquor Regulation (VCGLR)
- Melton City Council
- Gamblers Help

- www.responsiblegambling.vic.gov.au
- www.responsiblegambling.vic.gov.au/giro
- www.vcglr.vic.gov.au
- www.melton.vic.gov.au
- www.gamblershelp.com.au





TALK. SHARE. SUPPORT.

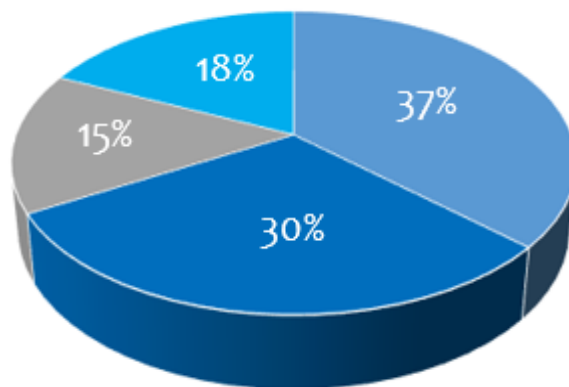
2018

Fact Sheet 3

Welcome to the City of Melton's Gambling Harm Awareness Week Fact Sheet series. There are 5 fact sheets in this series and this is Fact Sheet 3—Pokies EGMs Losses in the North West catchment of Melbourne.

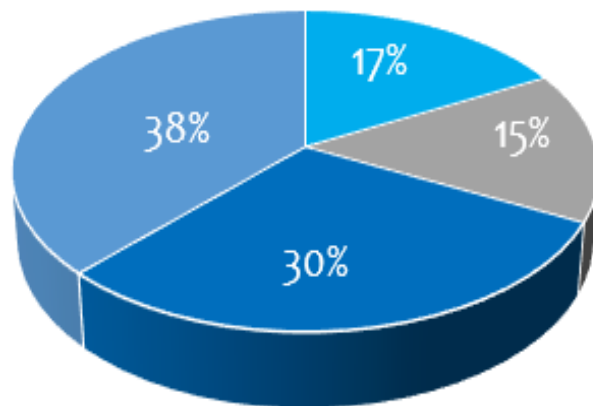
2017-2018 Gaming Losses in the North West of Melbourne

Total number EGMs = 2,679		
Brimbank	37%	\$134,024,948
Hume	30%	\$109,623,805
Maribyrnong	15%	\$54,924,693
Melton	18%	\$66,025,978
Total losses		\$364,599,424



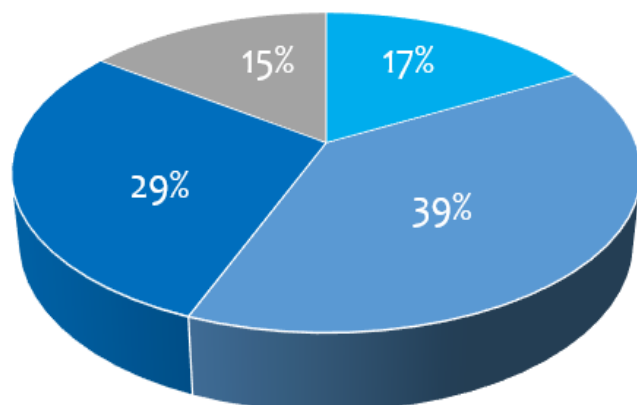
2016-2017 Gaming Losses in the North West of Melbourne

Total number EGMs = 2,700		
Brimbank	38%	\$134,141,672
Hume	30%	\$105,766,805
Maribyrnong	15%	\$54,068,511
Melton	17%	\$61,157,312
Total losses		\$355,133,905



2015-2016 Gaming Losses in the North West of Melbourne

Total number EGMs = 2,695		
Brimbank	39%	\$143,045,743
Hume	29%	\$106,043,755
Maribyrnong	15%	\$53,735,025
Melton	17%	\$60,035,038
Total losses		\$362,859,561



This information was collated using 2018 data from the Victorian Commission for Gambling & Liquor Regulation, released September 1st 2018. The Gambling Information Resource Office provides information to community groups, local government and the public about gambling and its regulation in Victoria.
www.responsiblegambling.vic.gov.au/information-and-resources.



TALK. SHARE.
SUPPORT.

2018

Fact Sheet 4

BEHAVIOURS OF A RESPONSIBLE GAMBLER

1

Limit how much and how often you gamble

2

Set money and time limits and stick to them

3

Leave your credit card and debit cards at home

4

Don't mix gambling with heavy drinking or drugs

5

Gamble for fun, not because you need the money

6

Always know the odds and your chances of winning

7

Learn from past gambling experiences

8

Never gamble more than you are fully prepared to lose

For more information please visit

Responsible Gambling Foundation

Responsible Gambling Foundation Information

Victorian Commission for Gambling and Liquor Regulation (VCGLR)

Melton City Council

Gamblers Help

www.responsiblegambling.vic.gov.au

www.responsiblegambling.vic.gov.au/giro

www.vcglr.vic.gov.au

www.melton.vic.gov.au

www.gamblershelp.com.au

Source - <http://www.betregret.com.au/>





TALK. SHARE. SUPPORT.

2018
Fact Sheet 5

Pokies in Victoria

Pokies losses per annum in Victoria exceeds \$2billion. That’s over \$7million lost every day.

The three of the top ten highest losses are recorded in municipalities neighbouring the City of Melton.

Local Government Area	Pokies Losses Per Year	Pokies Losses Per Day
	\$2,695,284,047	\$7,384,342
Brimbank	\$139,507,225	\$382,212
Casey	\$131,514,175	\$360,313
Greater Dandenong	\$121,420,073	\$332,658
Greater Geelong	\$117,520,490	\$321,974
Monash	\$111,942,285	\$306,691
Hume	\$109,623,805	\$300,339
Whittlesea	\$109,477,626	\$299,939
Wyndham	\$105,458,372	\$288,927
Kingston	\$86,280,869	\$236,386
Mornington Peninsula	\$83,996,242	\$230,127

This information was collated using 2017-2018 data from the Victorian Commission for Gambling & Liquor Regulation, released September 1st. The Gambling Information Resource Office provides information to community groups, local government and the public about gambling and its regulation in Victoria.

<https://responsiblegambling.vic.gov.au/resources/gambling-victoria/pokies-across-victoria/#spent-per-day>

